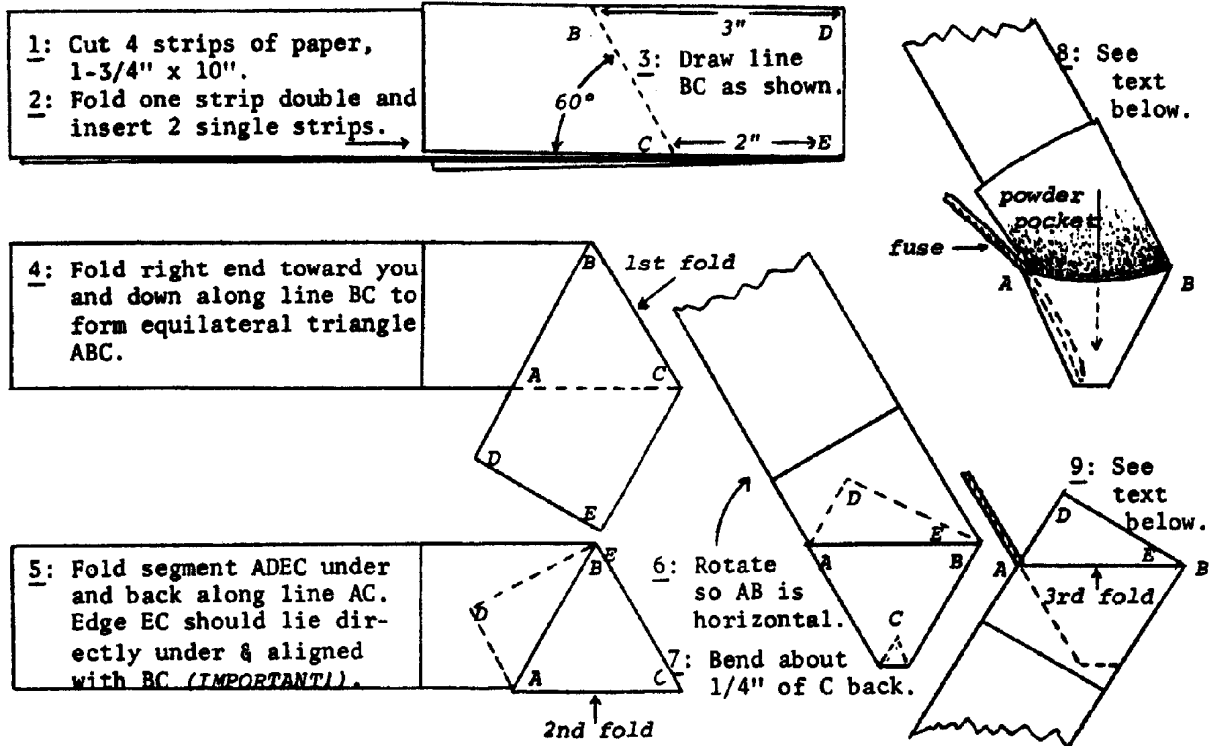
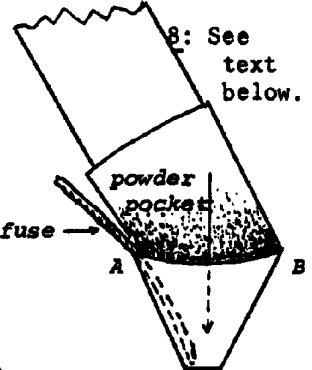
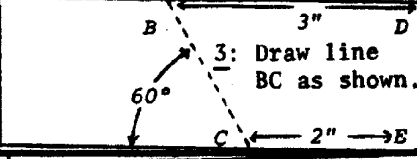


HOW TO MAKE TRIANGLE CRACKERS

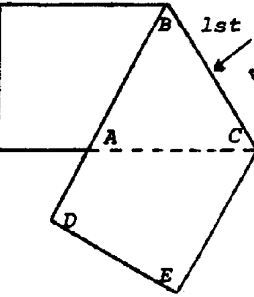
by Phil Vander Horck



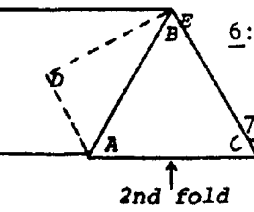
1: Cut 4 strips of paper, 1-3/4" x 10".
2: Fold one strip double and insert 2 single strips.



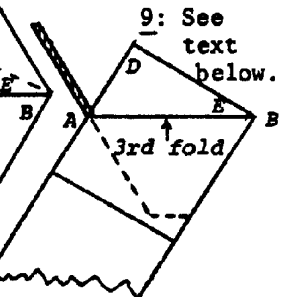
4: Fold right end toward you and down along line BC to form equilateral triangle ABC.



5: Fold segment ADEC under and back along line AC. Edge EC should lie directly under & aligned with BC. (IMPORTANT!).



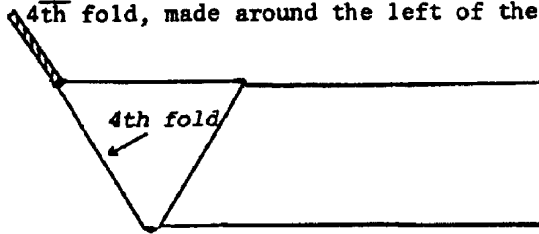
6: Rotate so AB is horizontal.
7: Bend about 1/4" of C back.



8: With one hand, squeeze A and B slightly together, causing the front layers of paper to bulge out and form a pocket. With the other hand, place a 3" length of fuse in the pocket, lying in the crease at the left and extending to the bottom as shown. Then pour about 1/2-teaspoonful of powder into the pocket.

9: Fold the extended strips (2 short & 2 long) toward you along line AB and down across the front as shown, which will seal the powder pocket and grip the fuse in place. Again, be sure their right edge is perfectly aligned with that of the triangle.

10: Now bend the wedge-shaped tab ADE down against the back, securing it under the 4th fold, made around the left of the triangle and under, when it will look thus:



11: Continue the wrapping in the same manner, pulling each fold tight and lining the edge up with the layers below. After the 7th fold, insert the end of the remaining strip under the short tab extending to the right of the triangle, keeping its top edge parallel with AB, and keep going.

12: Note that each successive fold comes 60° counterclockwise to the one before. After 7 more folds (14 total), you will reach the end of the last strip, which should be pasted neatly down (or even just taped), and your triangle cracker is finished, looking like the left part of the drawing immediately above.

[Revised and illustrated by the author from the original in August & September 1968 AMERICAN PYROTECHNIST FIREWORKS MONTHLY titled: "The Versatile Cone," by Michael R. Gage, our subscriber in Ceylon. To our knowledge, instructions for making triangle crackers have never been printed elsewhere.]